



COPY OF CONTRACT/PROPOSAL IS REQUIRED WITH PERMIT APPLICATION

IT IS THE OWNER AND FENCE INSTALLER'S RESPONSIBILITY TO DETERMINE PROPERTY LINES. IF THE FENCE LOCATION IS IN QUESTION AT THE FINAL INSPECTION OR CANNOT BE DETERMINED BY THE INSPECTOR, THE VILLAGE RESERVES THE RIGHT TO REQUEST A SPOT SURVEY FOR THE FENCE LOCATION FROM THE PROPERTY OWNER.

FENCE PERMIT REQUIREMENTS - It is unlawful to construct, erect or replace any fence without first obtaining a permit from the Community Development Department.

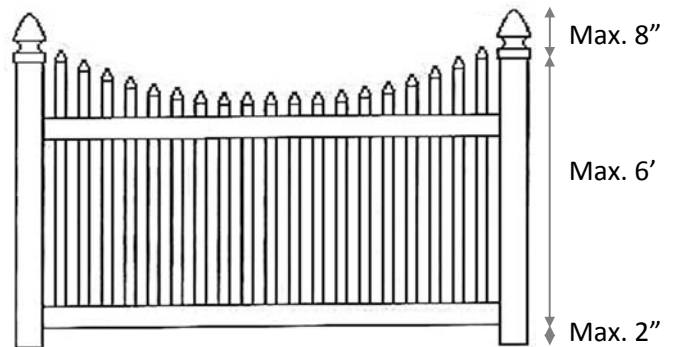
- Submit a permit application, 3 copies of the current plat of survey and a copy of contract/proposal with the fence line, fence type and height clearly illustrated and labeled.
- Schedule a final inspection. Failure to comply can result in a hold being placed on your real estate transfer stamp and in fines up to \$1,500 per issue of non-compliance (Sec. 21.403).

FENCE REGULATIONS (Sec. 14.318, Chapter 14)

A permit may be granted only if the proposed fence complies with the provisions of the Village Code. Please refer to the Village Code for the complete regulations. The following provides a brief overview.

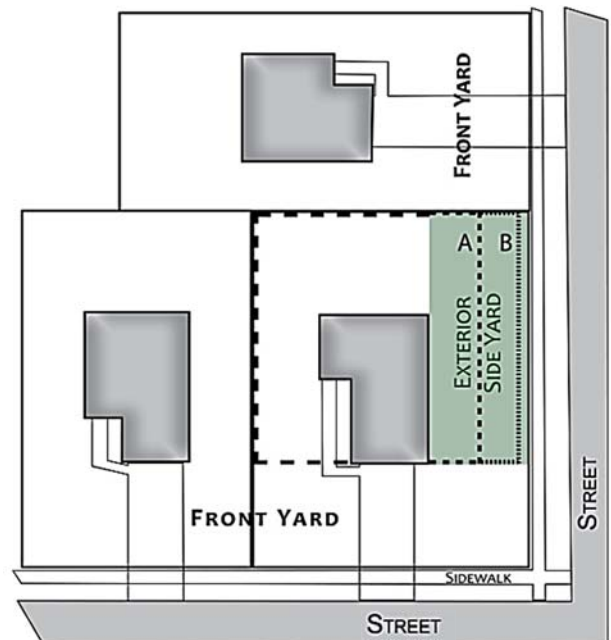
Height

- The maximum height permitted is six feet (6').
- Posts, including caps, used specifically for supporting a fence may exceed the applicable height by a maximum of eight inches (8").
- A maximum of two inch (2") separation shall be maintained between the fence and the base grade to provide for adequate drainage.



Location

- Fences in front yards are not permitted.
- Fences may be installed in the rear and interior side yards, provided the fence is located behind the front line of the principal building structure.
- Fences in exterior side yards which abut the front yard of an adjacent lot may be installed provided that the fence is placed behind the front line of the principal building and setback one foot (1') if an open style fence or setback ten foot (10') if a solid style.

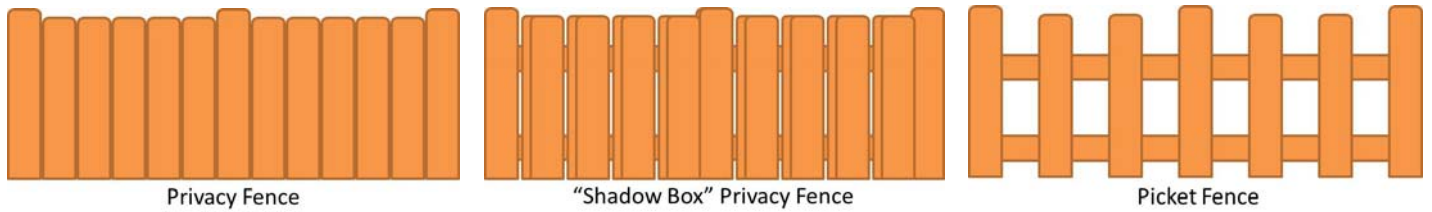


----- A. Solid Style 10' Setback
 B. Open Style 1' Setback


- A. Solid Fence: A fence, including gates, designed and constructed with greater than 50% of its surface area as opaque material of uniform distribution, when viewed from a right angle.
- B. Open Fence: A fence, including gates, designed and constructed with at least 50% of its surface area as open space of uniform distribution, when viewed from a right angle.

- The following images provide examples of fence types, based on openness:

A. Solid Style Fences (more than 50% opaque):



B. Open Style Fences (less than 50% opaque):



- No fence greater than 3' in height shall be placed within a sight triangle so as to obstruct or limit the line of sight for a motorist, cyclist, or pedestrian. Such a triangle shall have legs of ten feet (10') along the rights of way when two (2) streets intersect or when a right of way and a driveway intersect. The following provides examples of sight triangles:



Construction

- Fences must be constructed finished-side facing out. Chain link fences must be erected so that the barbs are on the bottom.
- Fences may be constructed in public utility and drainage easements. However, it is the property owner's responsibility to replace the fence if the fence is removed by a utility company.