

Most residential burglaries occur during the day time when no one is home. A burglar's goal is to get into a home undetected and with minimal effort. It is impossible to prevent all residential burglaries, but by 'target hardening' your home you can make your property less appealing to a burglar.

Following the tips in this pamphlet will reduce the probability of losses or incidents occurring if properly applied.

MAKE IT APPEAR AS IF SOMEONE IS HOME

When no one is home at your house make it appear someone is there by leaving televisions or radios on inside the home. During the winter months, when it gets dark earlier, leave lights on inside the home when you leave for the day, or set timers to turn on lights at dusk. Keep your driveway and sidewalks clear of snow.

VERY IMPORTANT

Before making any changes to your security needs, consider the safety of your family as well as quick and easy exits in case of an emergency.

All locks or bars on sleeping room windows must be equipped with a quick release mechanism. This locking device must be able to be opened from the inside without the use of a key or any special knowledge or effort.

Before having contractors do any type of work at your house check references and the Better Business Bureau.

For more information on crime prevention tips and presentations or any of the information provided in this pamphlet, please contact the Mount Prospect Police Crime Prevention Unit.

To schedule your FREE home security survey provided by the Mount Prospect Police Department, please contact the Crime Prevention Unit

**Mount Prospect Police
Crime Prevention Unit**

112 East Northwest Highway
Mount Prospect, Illinois 60056
847-870-5650

crimeprevention@mountprospect.org

**Officer Greg Sill
Crime Prevention Officer**

gsill@mountprospect.org



FOLLOW THE MOUNT PROSPECT POLICE
DEPARTMENT ON FACEBOOK AND TWITTER

WWW.FACEBOOK.COM/MOUNTPROSPECTPOLICE

&

[@MountProspectPD](https://twitter.com/MountProspectPD)



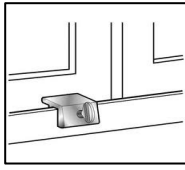
BURGLARY PREVENTION



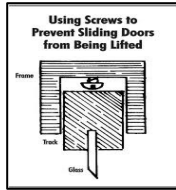
*This information provided by the
Mount Prospect
Police Department*

SLIDING DOORS

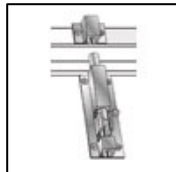
Many burglars enter homes through poorly protected sliding glass doors. Additional locks and security measures here will



prevent the door from being opened or lifted out of the track. Install screws in the track above



the sliding door frame. Drill a pilot hole in the top track above and slightly in from each corner of the sliding door frame section. Install and adjust the screw so the head barely clears the frame when it is moved back



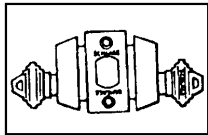
DOUBLE DOORS

These doors need solid security as they are easily pried or forced open. Flush, level bolts installed at the top and bottom of

the doors are recommended. Make sure the bolt is long, sturdy and mounted into a solid frame.

DOORS WITH WINDOWS

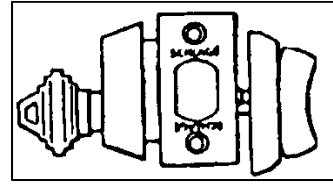
For doors with windows or glass ornamentation, consider having a “capture key” deadbolt lock. When you leave your home, you can lock the



door from the outside, making sure the interior key is NOT left inside the door. This prevents a burglar from reaching inside to unlock the door after breaking the window. Keep the key in the lock anytime someone is home. This is necessary for easy exit in case of fire or other emergency.

DEADBOLT LOCKS

A deadbolt lock can provide good protection. When you turn the key, the lock mechanism slides a strong metal bolt (throw) from the door into the strike plate. The throw should be at least 1 inch in length and the screws used to secure the strike plate to the door frame should be 2 1/2 to 3 inches in length. This allows the screws to reach into the solid 2 x 4's of the door frame.



The cylinder has a steel guard around the key section. The cylinder guard should be tapered or rotate freely around this section to prevent wrenching if it is twisted.

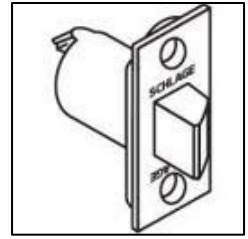
Types of Deadbolts

A capture key deadbolt lock utilizes a deadbolt that key locks from both sides. However, when the deadbolt is locked from the inside, the key is “captured” so it becomes a thumb turn for interior safety and unable to be removed until the deadbolt is physically unlocked.

WHEN USING A CAPTURE KEY DEADBOLT LOCK, KEEP THE KEY IN THE LOCK ANYTIME SOMEONE IS HOME!

SPRING LATCH

Some homes come equipped with this lock. It offers very little protection. The bolt can be slipped with a credit card or knife.

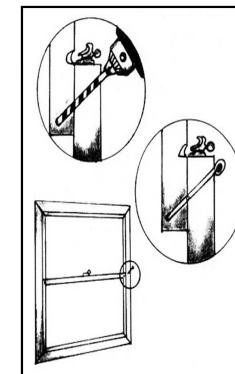
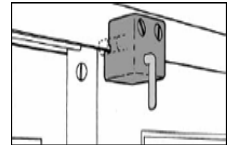


This same latch, with a deadbolt lock, provides more protection but it also can be forced open.

WINDOWS

Sliding Windows can be secured in the same way as sliding doors.

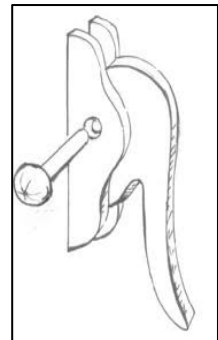
Double Hung Windows can easily be secured with the use of a “pin”. Drill an angled hole through the top frame of the



lower window and partially into the frame of the upper window. Insert the “pin” (nail, eye bolt, or dowel rod). The window cannot be opened until you remove the pin. A second set of holes allows the window to be partially opened (about 4 or 5 inches) and locked to allow ventilation. You may also purchase special key locks for windows at hardware stores.

Casement – Crank Windows

should be latched properly with the window tight. Drill a small hole in the closed latch frame and insert a metal pin or small padlock through the hole. Key operated replacement latches are available at hardware stores or through locksmiths.



Additional Safeguards Against Burglary

Engrave your valuables with your driver's license number for easier identification and return.

Videotape, photograph and inventory your valuables. Keep these records in a safe place away from home.

Add a strong padlock and hasp to storage areas and backyard gates.

Use low voltage lighting around your house all night long.

Consider an alarm for your residence.

Call 9-1-1 if you notice anything suspicious in your neighborhood